



City of Margate, Florida
Building Department

**MINIMUM PERMIT REQUIREMENTS
FOR
FENCES**

- PERMIT APPLICATION COMPLETELY FILLED OUT SIGNED AND NOTARIZED
- HOMEOWNER'S AFFIDAVIT (when obtaining a Owner/Builder Permit)
- EASEMENT AGREEMENTS, APPROVED BY THE FIVE UTILITY COMPANIES THAT SERVICE MARGATE (when structure is to be constructed in a utility easement)

THE FOLLOWING DOCUMENTS MUST BE SUBMITTED IN DUPLICATE

- NOTICE OF COMMENCEMENT IF OVER \$ 2,500.00 IN VALUE
- SITE SURVEY SHOWING LOCATION & HEIGHT OF FENCE, AND LOCATION OF GATES
- FENCES FOR NEW OR EXISTING POOLS FLORIDA BUILDING CODE SECTION R 4101.17
(Signed by owner and contractor, If applicable)
- CITY OF MARGATE WOOD & CHAIN LINK FENCE REQUIREMENT FORM
(If applicable)
- NOTICE OF ACCEPTANCE (NOC) OR SIGNED AND SEALED ENGINEERS DRAWINGS FOR PVC AND ALUMINUM FENCES.
(If applicable)

THE PERMIT APPLICATION WILL NOT BE ACCEPTED WITHOUT THE ABOVE MINIMUM DOCUMENTATION

OTHER DOCUMENTS MAY BE REQUIRED DEPENDING UPON THE JOB CONDITIONS

Zoning Requirements

Contact the City of Margate Zoning Department
For Current Set Back & Height Restrictions
954-972-0828



City of Margate, Florida
Building Department

**FENCES FOR NEW OR EXISTING POOLS
FLORIDA BUILDING CODE SECTION R 4101.17**

R4101.17.1.4 Where the barrier is composed of horizontal and vertical members and the distance between the tops of the horizontal members is less than 45 inches, the horizontal members shall be located on the swimming pool side of the fence. Spacing between the vertical members shall not exceed 1-3/4" in width. Where there are decorative cutouts within the vertical members, spacing within the cutouts shall not exceed 1-3/4 inches in width.

R4101.17.1.5 where the barrier is composed of horizontal members and the distance between the tops of the horizontal members is 45 inches or more, spacing between vertical members shall not exceed 4 inches. Where there are decorative cutouts within vertical members, spacing in the cutouts shall not exceed 1-3/4 inches.

R4101.17.1.6 Maximum mesh size for chain link fences shall be 2-1/4 inches square unless the fence is provided with slats fastened at the top or bottom which reduce the openings to no more than 1-3/4 inches.

R4101.17.1.7 Where the barrier is composed of diagonal members, the maximum opening formed by the diagonal members shall not be more than 1-3/4 inches.

R4101.17.1.8 Access gates when provided, shall be self closing and shall comply with the requirements of Sections R4101.17.1.1 through R 4101.17.1.7 and shall be equipped with a self latching locking device located on the pool side of the gate. Where the device release is located no less than 54 inches from the bottom of the gate, the release mechanism may be located on either side of the gate and so placed that it cannot be reached by a young child over the top or through any opening or gap from the outside. Gates that provide access to the swimming pool must open outward away from the pool. The gates and barrier shall have no opening greater than 1/2 inch within 18 inches of the release mechanism.

**I/WE THE UNDERSIGNED HAVE READ AND UNDERSTAND THE REQUIREMENTS OF THE
FLORIDA BUILDING CODE FOR FENCE INSTALLATIONS**

Owner's Signature

Contractor's Signature

City of Margate, Florida
Building Department

WOOD & CHAIN LINK FENCE REQUIREMENT FORM

**TABLE R4408.11
CHAIN LINK FENCE MINIMUM REQUIREMENTS**

CHAIN LINK FENCES FLORIDA BUILDING CODE- R 4408.11

CHAIN LINK FENCES OVER 12 FEET HIGH SHALL BE DESIGNED ACCORDING TO SECTION R 4403
CHAIN LINK FENCES LESS THAN 12 FEET HIGH MAY BE CONSTRUCTED IN ACCORD WITH TABLE R 4408.11

	Terminal Post Dimensions (In Inches) (O.D. x Wall Thickness)	Line Post Dimensions (In Inches) (O.D. x Wall Thickness)	Terminal Post Concrete Foundation Size (Diameter X Depth) (In Inches)	Line Post Concrete Foundation Size (Diameter X Depth) (In Inches)
Up to 4'	2-3/8 x 0.0042	1-5/8 x 0.047	10 x 24	8 x 24
Over 4' to 5'	2-3/8 x 0.0042	1-7/8 x 0.055	10 x 24	8 x 24
Over 5' to 6'	2-3/8 x 0.0042	1-7/8 x 0.065	10 x 24	8 x 24
Over 6' to 8'	2-3/8 x 0.110	2-3/8 x 0.095	10 x 36	10 x 36
Over 8' to 10'	2-7/8 x 0.110	2-3/8 x 0.130	12 x 40	10 x 40
Over 10' to 12'	2-7/8 x 0.160	2-7/8 x 0.120	12 x 42	12 x 42

For SI: 1 Inch=25.4 mm.

Notes:


1. This table is applicable only to fences with unrestricted airflow.
2. Fabric: 12 ½ gauge minimum.
3. Tension Bands: Use 1 less than the height of the fence in feet evenly spaced.
4. Fabric Ties: Must be Minimum the same gauge of the fabric.
5. Fabric Tie Spacing on the Top Rail: Five ties between the posts evenly spaced.
6. Fabric Tie Spacing on Line Posts: One less than the height of the fence in feet evenly spaced.
7. Either Top Rail or Top Tension wire shall be used.
8. Braces must be used at Terminal Posts if top tension wire is used instead of Top Rail.
9. Post Spacing: 10' (3m) on center maximum.
10. Posts shall be embedded to within 6" (152mm) from the bottom of the foundation.
11. In order to follow the contour of the land, the bottom of the fence may clear the contour of the ground by up to 5 inches (127mm) without increasing table values to the next higher limit.
12. Structural side of fence must face owner's property.

WOOD FENCE TYPES


WOOD FENCES FLORIDA BUILDING CODE SECTION- R 4409.15

6 FOOT HIGH MAXIMUM 4" X 4" X 8' PRESSURE TREATED POST SET IN CONCRETE FOOTING 10" IN DIAMETER BY 2' DEEP SPACED 4' ON CENTER.

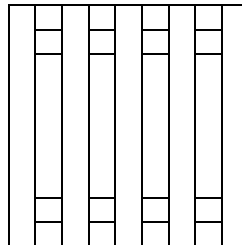
FENCES 5' HIGH POSTS MAY BE SPACED 5' ON CENTER
FENCES 4' HIGH POSTS MAY BE SPACED 6' ON CENTER



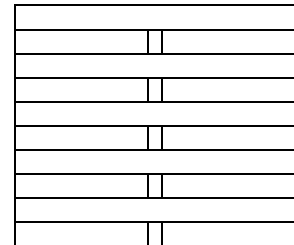
Board on Board



Stockade



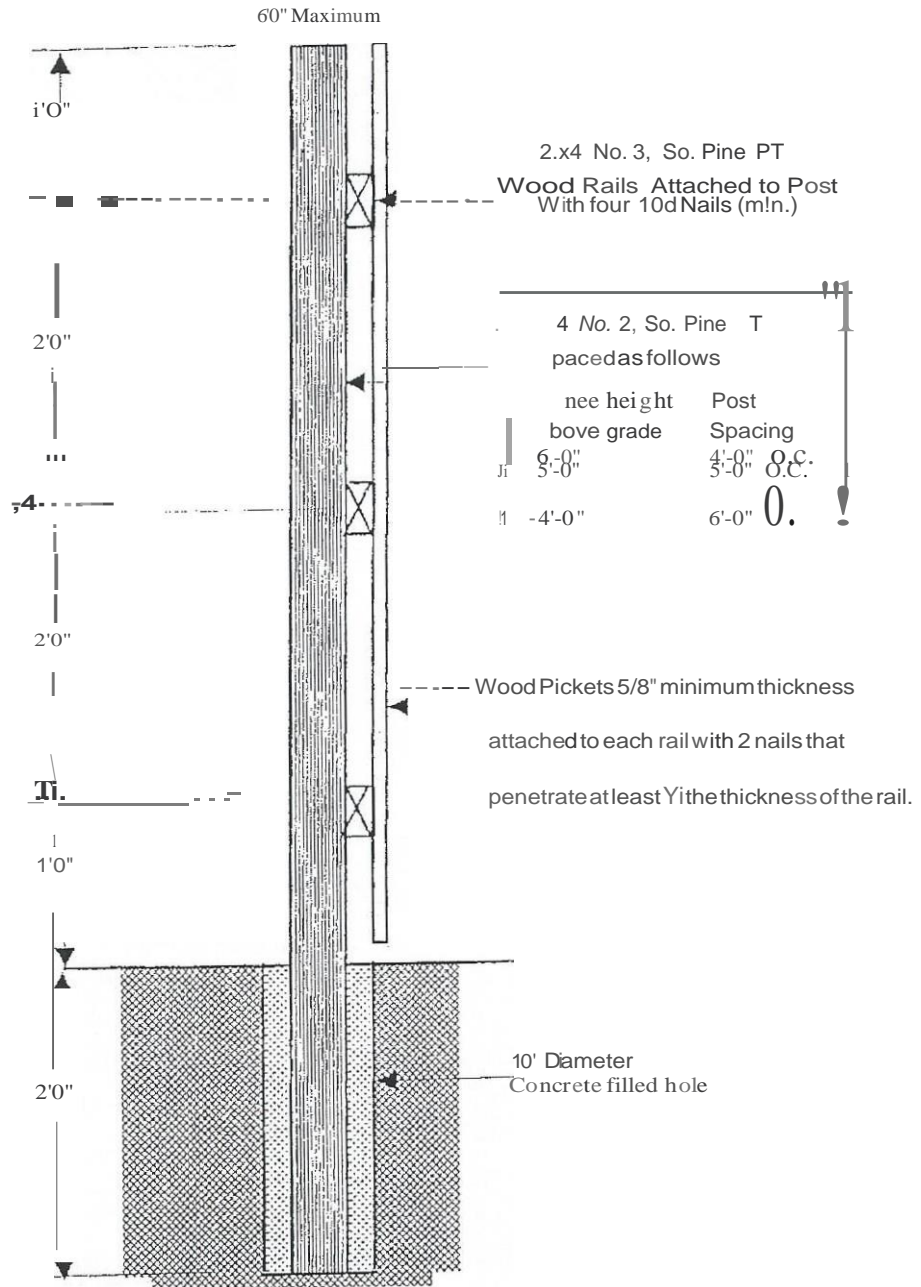
Shadow Box



Basket Weave

WOOD FENCE

Section 2328 FBC
6'0" Maximum



EASEMENT AGREEMENT City of Margate, Florida

Date: _____
Attn: _____

Notice: This is not a Building Permit.

I, _____ propose to apply for a building permit to construct a _____
_____ in the [] Utility Easement, [] Drainage Easement, [] Canal Maintenance
Easement, at my property located at _____
_____ Legal Description: Lot _____ Block _____
_____ Subdivision _____ in the City of Margate, Florida. (*See attached survey)

A brief description of the type of construction and location of the proposed construction is as follows:

I understand that your company will not be responsible in any way for repairs to, or replacement of, any
portion of this _____ and that any removal and replacement of this construction
necessary for the use of this easement will be done at my expense. I further understand that I will assume
full responsibility for any damage incurred to the utility facilities during the construction.

This is to certify that I am the lawful owner(s) of the subject property and I agree to the proposed
construction as described above.

Signature of Owner Date
Contact Phone Number Address
Return Fax Number City State Zip

Note: This agreement must be attached to a building permit when completed.

We agree disagree with comments noted with the proposed construction based upon the
circumstances stated herein: _____

Name of Utility Company: _____
Representative: _____
Title and Date: _____

Utility Companies:

- AT&T Southeast (Bell South)
8601 W. Sunrise Blvd. Plantation, Florida 33324 (Fax: Attn: Lisa Goltz. Engineering 954-423-6108)
Comcast Cable
2601 SW 145th Ave., Suite 100 Miramar, Florida 33027 (Fax Attn: Leonard Maxwell-Newbold@
cable.comcast.com)
City of Margate, Florida (DEES)
901 NW 66th Ave., Suite A, Margate, Florida 33063 (Fax: Attn: Abe Stubbins. 954-978-7349)
FPL Customer Service Department
330 S.W. 12th Ave., Pompano Beach, Florida (Fax: Attn: Shavonti Archer. Engineering 954-956-2020)
TECO (People's Gas) Engineering Department
16101 W. Dixie Highway North Miami Beach, Florida 33162 (Fax: Attn: Gloria Garard. Engineering 1-305-945-0171)

*Additional information needed: Survey.
5/20/15 revised



City of Margate, Florida
 Building Department

DURING A HURRICANE WATCH
 & BEFORE THE ONSET OF HURRICANE VELOCITY WINDS
 YOU ARE REQUIRED TO

SECURE THIS JOB

IN ACCORDANCE WITH THE BROWARD COUNTY ADMINISTRATIVE PROVISIONS
 OF THE FLORIDA BUILDING CODE SECTION 109.12

**All loose objects
 In exposed outdoor locations
 shall be lashed to rigid construction
 or shall be stored in buildings.**

Florida Building Code Broward County Administrative Provisions
 Section 109.12.2.4

NOTICES ISSUED BY THE NATIONAL WEATHER SERVICE OF A HURRICANE WATCH ARE
 DEEMED SUFFICIENT NOTICE TO THE OWNER OF REAL PROPERTY UPON WHICH
 CONSTRUCTION IS OCCURRING, OR ANY CONTRACTOR RESPONSIBLE FOR SAID
 CONSTRUCTION, TO SECURE LOOSE CONSTRUCTION DEBRIS AND LOOSE CONSTRUCTION
 MATERIALS AGAINST EFFECTS OF HURRICANE FORCE WINDS

This includes but not limited to:

109.12.2.1 Road Right-of-Way shall remain clear of construction waste and trash	
109.12.2.2 Waste and Trash Enclosures	Temporary Toilets
109.12.2.3 Loose Construction Debris	Forms and Construction Materials
109.12.2.5 Roofing Tile and Materials	Construction Shacks
Temporary Electric Service Poles	
AND PROTECT ALL GLASS AREAS	